

ENGLAND - Annus Horribilis

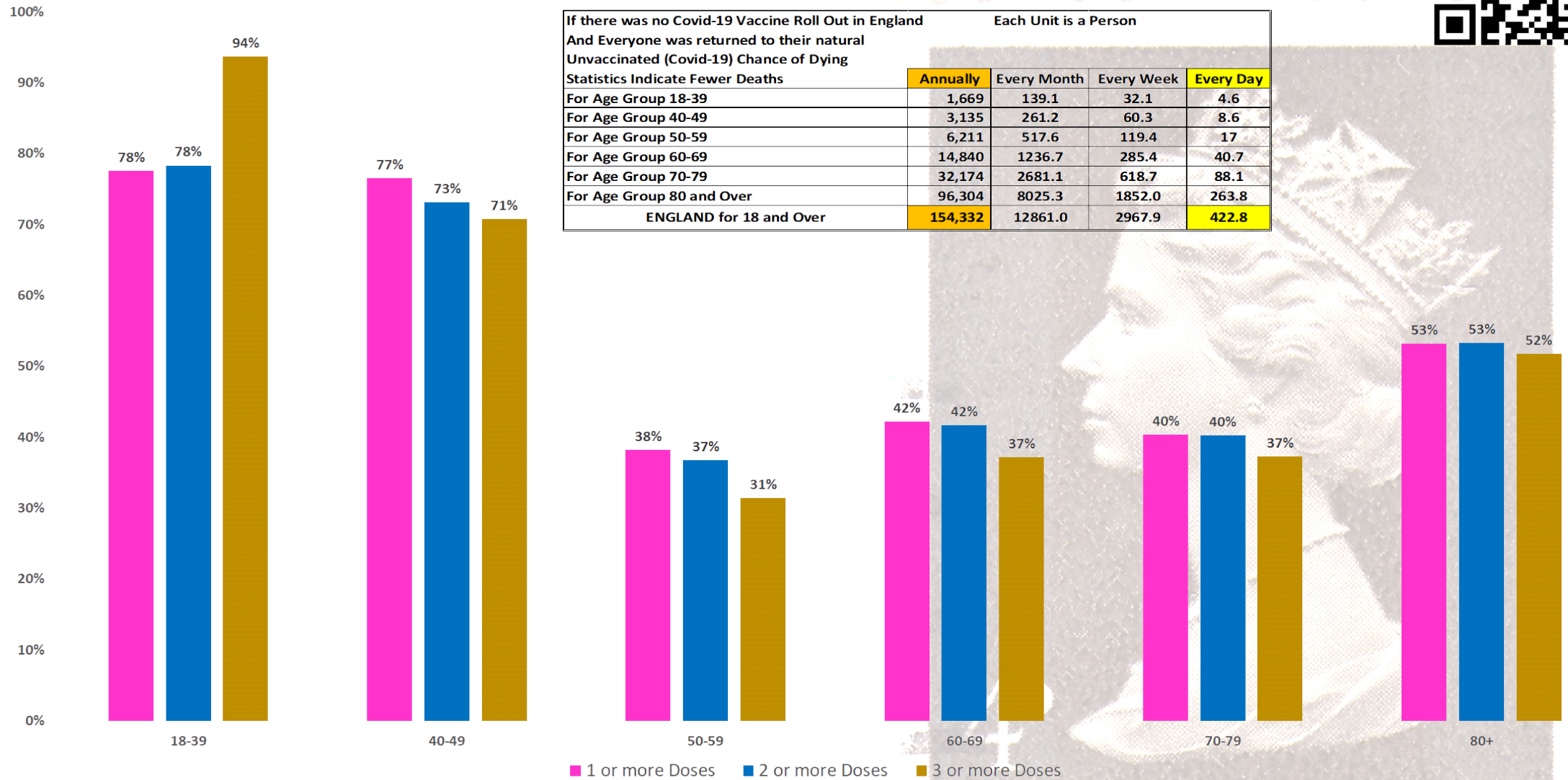
Increased Chance of Dying (ALL CAUSES) June 2022 through May 2023

By Vaccine Status (Doses) and Age Group

Official England All-Cause Death By Vaccine Status Data

Official England Vaccine Uptake Data

Base Line UNVACCINATED

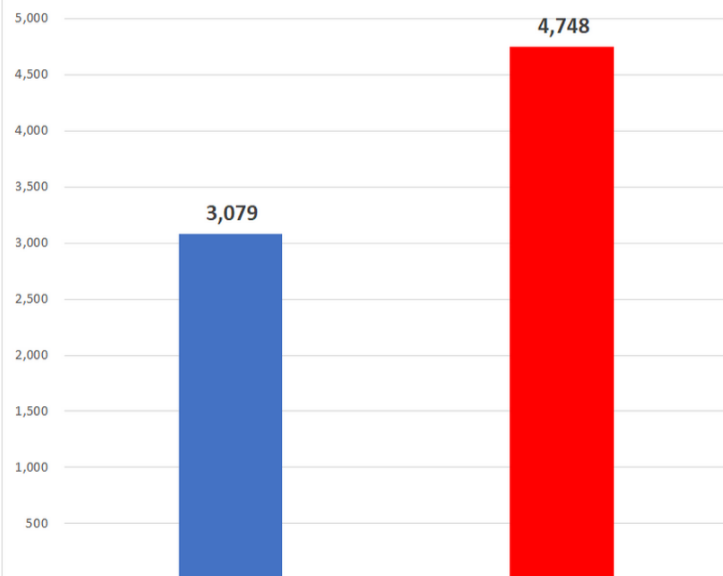


■ 1 or more Doses ■ 2 or more Doses ■ 3 or more Doses

AGE GROUP	DATE-RANGE (12 Months)	AGE GROUP'S AVERAGE UNVACCINATED POPULATION	AGE GROUP'S UNVACCINATED DEATHS	AGE GROUP'S UNVACCINATED RATE OF DEATH	TOTAL POPULATION OF THE AGE GROUP	AGE GROUP'S TOTAL DEATHS IF ONLY UNVACCINATED RATES OF DEATH APPLIED TO THE TOTAL POPULATION OF THE AGE GROUP	AGE GROUP'S TOTAL DEATHS THAT DID OCCUR (HAVING APPLIED mRNA LED "VACCINATIONS") TO THE TOTAL POPULATION OF THE AGE GROUP	AGE GROUP'S NET REDUCTION OF DEATHS IF ONLY UNVACCINATED RATES OF DEATH APPLIED TO THE TOTAL POPULATION OF THE AGE GROUP
18-39	JUN22-MAY23	5,759,650	928	0.016%	19,108,599	3,079	4,748	1,669
40-49	JUN22-MAY23	1,746,402	1,098	0.063%	8,257,219	5,191	8,326	3,135
50-59	JUN22-MAY23	995,075	2,224	0.224%	8,269,325	18,482	24,693	6,211
60-69	JUN22-MAY23	530,420	3,029	0.571%	6,685,963	38,181	53,021	14,840
70-79	JUN22-MAY23	236,231	3,859	1.634%	5,116,920	83,588	115,762	32,174
80 and Over	JUN22-MAY23	107,563	6,770	6.294%	2,980,958	187,621	283,925	96,304
		TOTAL	TOTAL		TOTAL	TOTAL	TOTAL	TOTAL
		9,375,341	17,908		50,418,984	336,143	490,475	154,332

In Memory of Her Majesty Queen Elizabeth the Second Who Died September 2022
The Queen and the late Duke of Edinburgh received Covid-19 vaccinations in 2021

England Accelerated Deaths of the Young
18-39 AFTER almost ½ mRNA Saturation
(Triple+ Vaccination Rates of 42.2%)

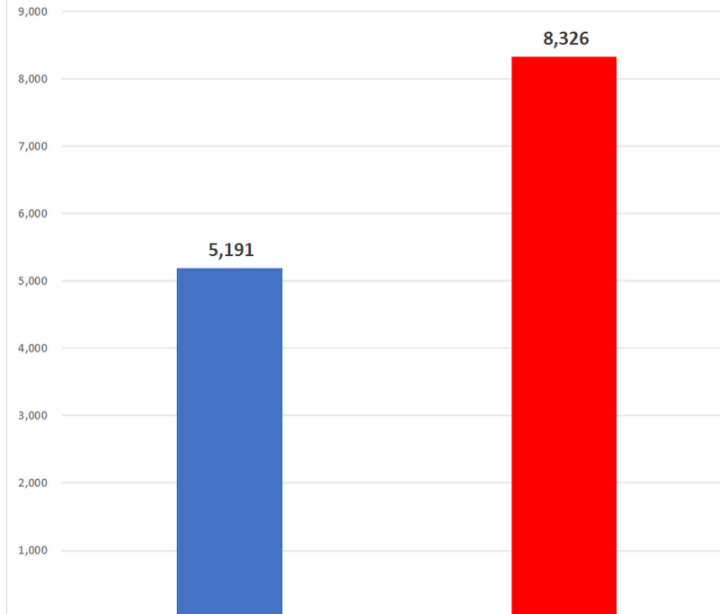


England Data Calculation for the All Cause Deaths that SHOULD have occurred in an Unvaccinated 18-39 England Population of 19.1 Million. Based off Actual Unvaccinated rates of Death Data

England Data Reality for the All Cause Deaths that DID eventuate in a 42.2% Triple+"Vaccinated" 18-39 England Population of 19.1 Million

Quick Calculation	4748	-	3079
		3079	
		1669	
		3079	
Net Accelerated Death Rate in this Age Group	=	54%	
			Per Day
Net 12 Months Vaccination Contribution to Deaths	=	1669	4.6

England Accelerated Deaths for the
40-49 AFTER almost ½ mRNA Saturation
(Triple+ Vaccination Rates of 60.6%)

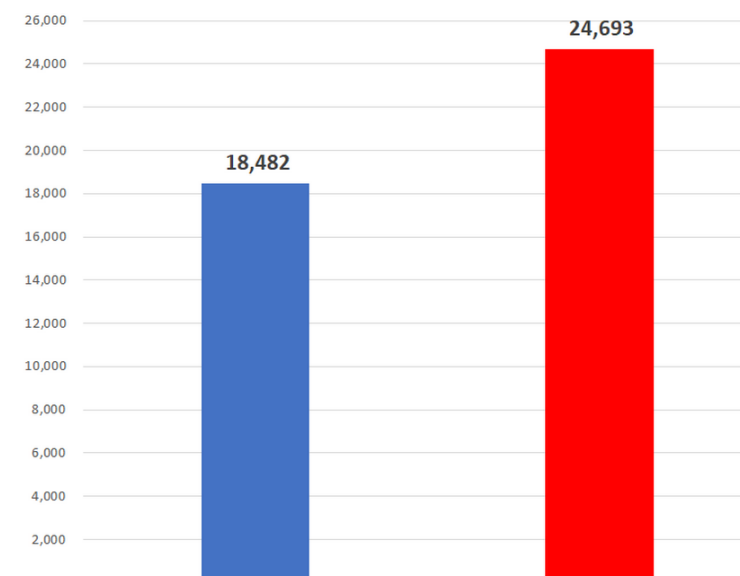


England Data Calculation for the All Cause Deaths that SHOULD have occurred in an Unvaccinated 40-49 England Population of 8.25 Million. Based off Actual Unvaccinated rates of Death Data

England Data Reality for the All Cause Deaths that DID eventuate in a 60.6% Triple+"Vaccinated" 40-49 England Population of 8.25 Million

Quick Calculation	8326	-	5191
		5191	
		3135	
		5191	
Net Accelerated Death Rate in this Age Group	=	60%	
			Per Day
Net 12 Months Vaccination Contribution to Deaths	=	3135	8.6

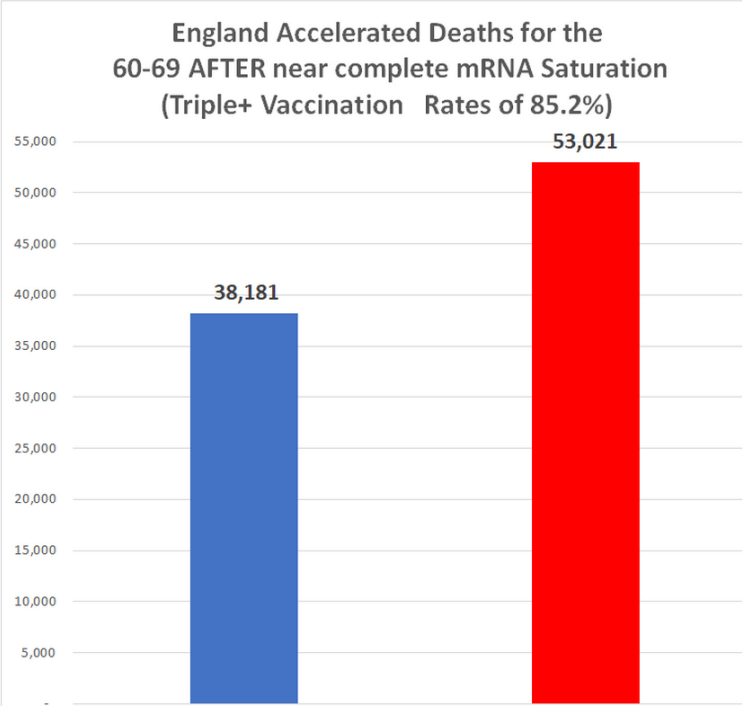
England Accelerated Deaths for the
50-59 AFTER over ¾ mRNA Saturation
(Triple+ Vaccination Rates of 76.5%)



England Data Calculation for the All Cause Deaths that SHOULD have occurred in an Unvaccinated 50-59 England Population of 8.25 Million. Based off Actual Unvaccinated rates of Death Data

England Data Reality for the All Cause Deaths that DID eventuate in a 76.5% Triple+"Vaccinated" 50-59 England Population of 8.25 Million

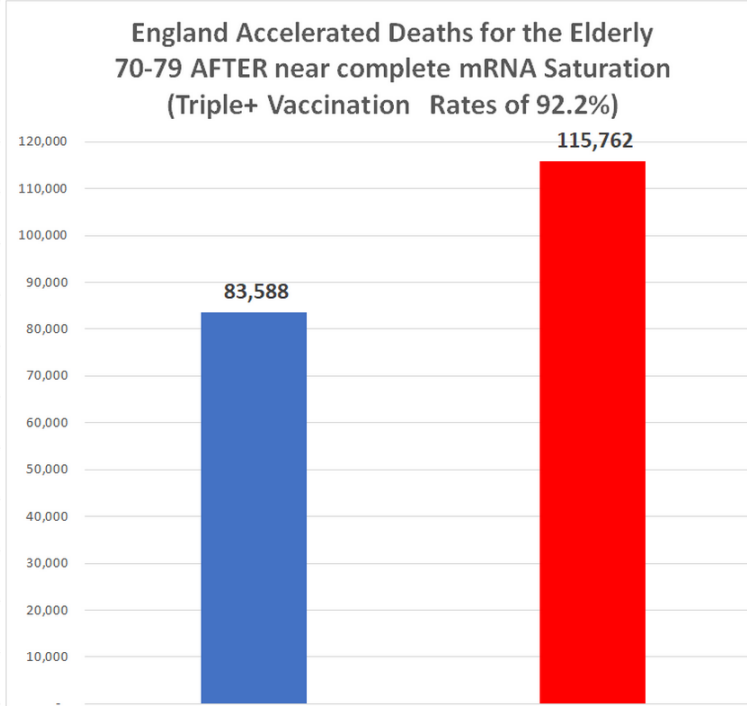
Quick Calculation	24693	-	18482
		18482	
		6211	
		18482	
Net Accelerated Death Rate in this Age Group	=	34%	
			Per Day
Net 12 Months Vaccination Contribution to Deaths	=	6211	17



England Data Calculation for the All Cause Deaths that SHOULD have occurred in an Unvaccinated 60-69 England Population of 6.7 Million. Based off Actual Unvaccinated rates of Death Data

England Data Reality for the All Cause Deaths that DID eventuate in a 85.2% Triple+"Vaccinated" 60-69 England Population of 6.7 Million

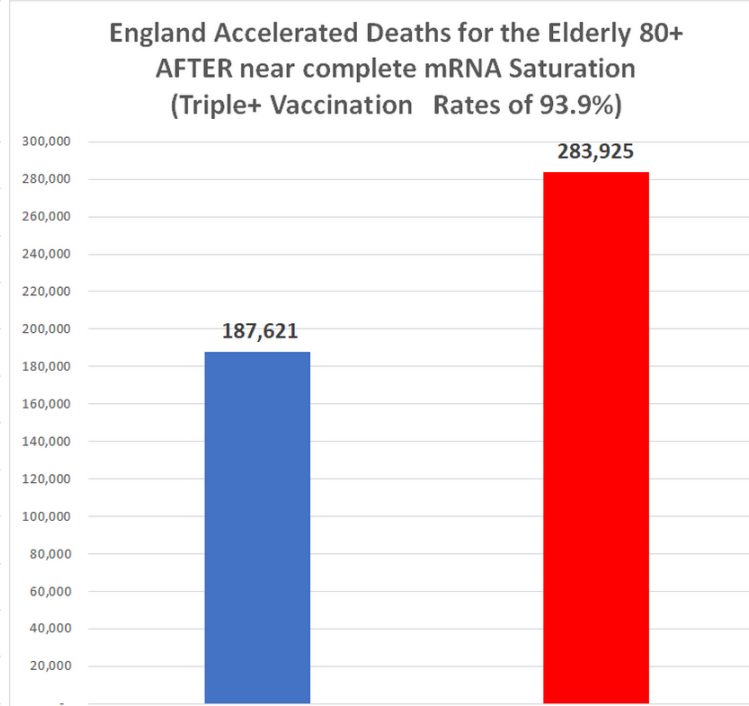
Quick Calculation	53021	-	38181
		38181	
		14840	
		38181	
Net Accelerated Death Rate in this Age Group	=	39%	
Net 12 Months Vaccination Contribution to Deaths	=	14840	Per Day 40.7



England Data Calculation for the All Cause Deaths that SHOULD have occurred in an Unvaccinated 70-79 England Population of 5.1 Million. Based off Actual Unvaccinated rates of Death Data

England Data Reality for the All Cause Deaths that DID eventuate in a 95.2% Triple+"Vaccinated" 70-79 England Population of 5.1 Million

Quick Calculation	115762	-	83588
		83588	
		32174	
		83588	
Net Accelerated Death Rate in this Age Group	=	38%	
Net 12 Months Vaccination Contribution to Deaths	=	32174	Per Day 88.1



England Data Calculation for the All Cause Deaths that SHOULD have occurred in an Unvaccinated 80+ England Population of 3.0 Million. Based off Actual Unvaccinated rates of Death Data

England Data Reality for the All Cause Deaths that DID eventuate in a 96.3% Triple+"Vaccinated" 80+ England Population of 3.0 Million

Quick Calculation	283925	-	187621
		187621	
		96304	
		187621	
Net Accelerated Death Rate in this Age Group	=	51%	
Net 12 Months Vaccination Contribution to Deaths	=	96304	Per Day 263.8
18+ Vaccination Risk Contributions over 12 months		155,803	